



JOB NAME:

CAT#:

TYPE:

APPLICATIONS

Typical applications for the 155SWS SmartSense Series include stairwells, open office cubicles, offices, conference rooms, restrooms and hallways. This technology also provides superior detection in hard surfaced areas, such as stairwells and hallways. Bi-level lighting control is available and can result in even more energy savings for fixtures that are on 24/7, while still providing the light needed for safety and egress.

Housing is die-formed and embossed code 22 gauge steel. Standard finish is high reflectance baked white enamel; custom finishes are available as an option. Wiring knockouts are provided on back of housing. The frosted lens is fully captured by the end plate. Custom finishes and Emergency backup available. Contact factory for custom options. $cETL_{us}$ Listed for damp locations. ADA compliant.

SIZE: H x W in inches

155SWR-24 3.5" Deep x 4.5" Tall x 24.25" Long

155SWR-48 3.5" Deep x 4.5" Tall x 46.25" Long

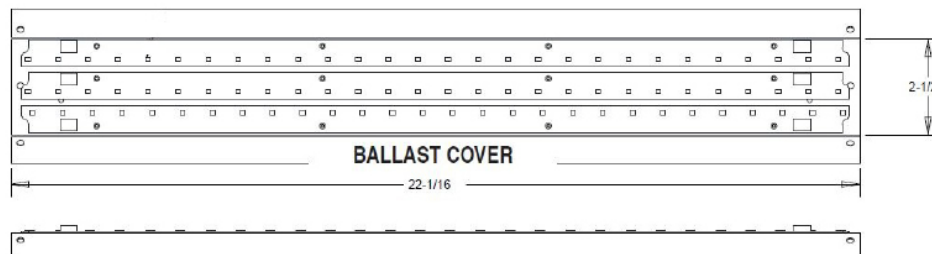
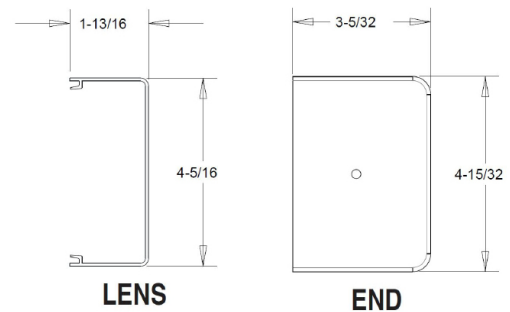
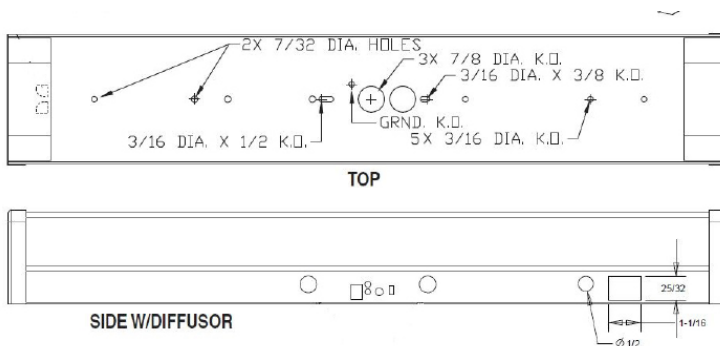


Ultrasonic technology for open area detection with line-of-sight obstructions.

FEATURES & BENEFITS

- Includes Ultrasonic Smart Sensor

DIMENSIONS





JOB NAME:

CAT#:

TYPE:

ORDERING

EXAMPLE: 155SWS 24 LED 27 DMV 40

155SWS	LED	DMV				
1. SERIES	2. SIZE	3. GEAR	4. WATTAGE/LUMENS	5. DRIVER	6. COLOR TEMP	7. EMERGENCY (O) ¹
155SWS	24 24" 48 48"	LED	2 Ft. 14 14 Watts 1400 Lumens 27 27 Watts 2700 Lumens 4 Ft. 36 36 Watts 3600 Lumens 57 57 Watts 5700 Lumens	DMV 120-277V Multivolt 0-10V Dimmable	30 3000K 35 3500K 40 4000K 50 5000K	EM 10 Watts, 1600 Lumens Battery Backup EM5 5W, 650 Lumens Battery Backup

8. UNOCCUPIED SETTINGS (O)¹

-10	10%
-20	20%
-30	30%
-40	40%
-50	50%
-60	60%
-70	70%
-80	80%
-90	90%

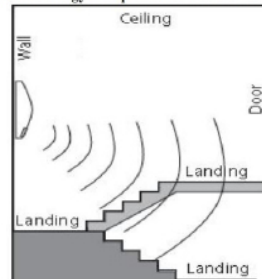
ABOUT SMARTSENSE

Our popular 155SWS series linear LED fixtures come standard with integral ultrasonic occupancy sensor to sense motion within a space and automatically turns on lights even when the sensor has no direct line of sight to occupants. After the area is vacated and the time delay has elapsed, the sensors automatically dim the lights. Ultrasonic detection operates by transmitting sound waves throughout an area and measuring the speed at which they return. Movement increases the return frequency, which triggers occupancy. Mobern Lighting's Ultrasonic smartsensors provide functions for testing, time delay and overriding the fixture "ON".

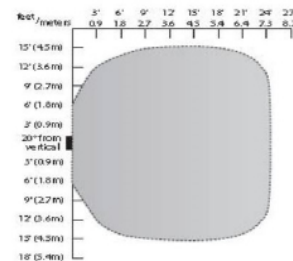
APPLICATIONS FOR SMART SENSE

Typical applications for this SmartSense Series include stairwells, open office cubicles, offices, conference rooms, restrooms and hallways. This technology also provides superior detection in hard surfaced areas, such as stairwells and hallways. Bi-level lighting can result in up to 66% energy savings for fixtures that are on 24-hours a day, seven days a week while still providing enough light for safety and egress.

Ultrasonic technology for open area detection with line-of-sight obstructions.



WIRING & COVERAGE



Notes:

¹(O) is optional

FEATURES

Time Delay: 5 to 30 minutes
Coverage at 8' height, 24' diameter

NOTE: Values shown are typical or recorded under standardized conditions at 25°C. Actual performance may vary based on environment or application. Specifications are subject to change without notice. We reserve the right to change design, materials, LED's and finish in any way that will not alter installed appearance or reduce function and performance.

