



JOB NAME:

CAT#:

TYPE:

## APPLICATIONS

This stylish ceiling/wall mounted luminaire comes in a standard white finish with a variety of LED combinations and sizes enhanced by linear sided acrylic diffuser. It is designed for baths, kitchens, rec rooms, corridors, aisles, stairwells, over or beside mirrors, over bulletin boards, in vanities, in displays.

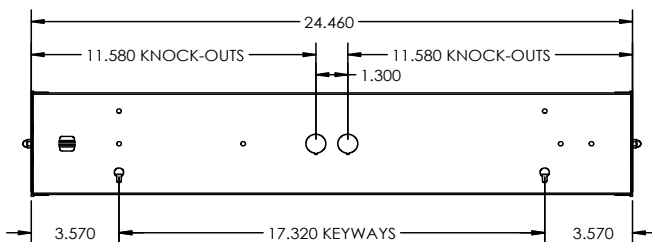
All metal parts are die formed from heavy gauge cold roll steel with overlapping end caps. The diffuser is a linear sided prismatic lens of extruded acrylic for controlled light.

## FEATURES & BENEFITS

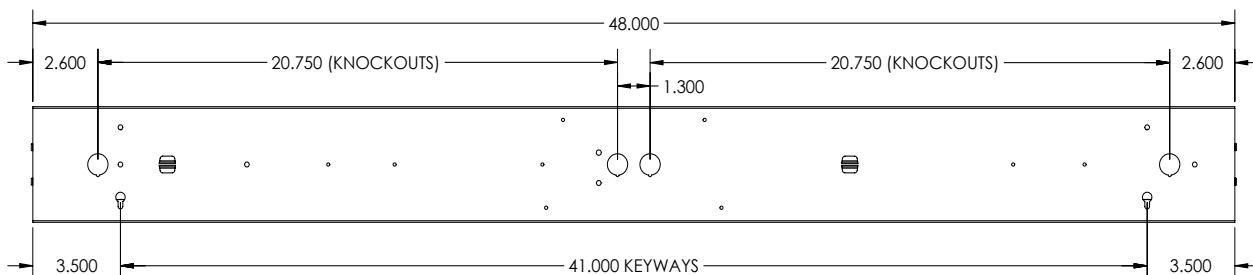
- Back plate provided with adequate knockouts and mounting holes for either wall or ceiling installation
- Clear acrylic prismatic lens with linear ribbed sides standard
- White with a variety of LED combinations
- Overlapping end caps for uniformity and dimensional stability
- Min CRI 80
- $c_{ETL_{US}}$  Listed for damp locations

## DIMENSIONS

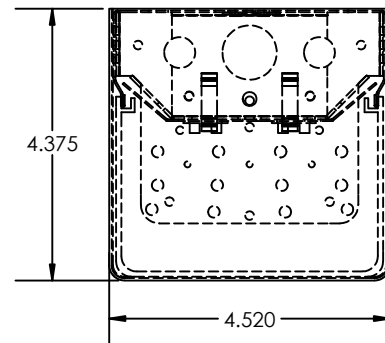
### 2 FT



### 4 FT



### END VIEW



**NOTE:** Values shown are typical or recorded under standardized conditions at 25°C. Actual performance may vary based on environment or application. Specifications are subject to change without notice. We reserve the right to change design, materials, LED's and finish in any way that will not alter installed appearance or reduce function and performance.





JOB NAME:

CAT#:

TYPE:

## ORDERING

EXAMPLE: 155 24 LED 24 DMV 40

155		LED	
1. SERIES	2. SIZE	3. GEAR	4. WATTAGE/LUMENS
155	24 24" 48 48"	LED	2 Ft.
			24 24 Watts 2250 Lumens
			28 36 Watts 2250 Lumens
			35 35 Watts 3200 Lumens
			4 Ft.
			30 30 Watts 4065 Lumens
			48 48 Watts 5985 Lumens
			57 57 Watts 6855 Lumens
			72 72 Watts 7000 Lumens
5. DRIVER	6. HOUSING	7. COLOR TEMP	
DMV 120-277V Multivolt 0-10V Dimmable	WH White BK Black CH Chrome (Endcaps only)	30 3000K	
SDMV Step dimming Multivolt		35 3500K	
DHV 347-480VAC 0-10V Dimming		40 4000K	
D347V 347VAC 0-10V Dimming		50 5000K	
D120 Triac Dimming 120VAC			
D277 Triac Dimming 277VAC			
D1MV 120-277V Multivolt 0-10V Dimmable (dim to 1%)			
8. EMERGENCY (O) <sup>1</sup>	9. WHIP (O) <sup>1</sup>	10. LENS (O) <sup>1</sup>	11. DIVIDER/FRONT SHIELD (O) <sup>1</sup>
EM Emergency Battery Backup	WP 6' whip 3 wire WP5 6' whip 5 wire CS6 6' cord 3 wire	OA Opal acrylic lens	Blank No divider D Divider only F Front shield only T Top shield only DF Divider & front shield TF Top & front shield

## DLC INFORMATION

DLC Listed (4 ft DMV only)	
155-48LED30DMVxx	XX=30, 35,40, 50
155-48LED48DMVxx	XX=30, 35,40, 50
155-48LED57DMVxx	XX=30, 35,40, 50



### Notes:

<sup>1</sup>(O) is optional

**NOTE:** Values shown are typical or recorded under standardized conditions at 25°C. Actual performance may vary based on environment or application. Specifications are subject to change without notice. We reserve the right to change design, materials, LED's and finish in any way that will not alter installed appearance or reduce function and performance.

