

APPLICATIONS

Introducing the Mobern VW-LED Premium grade enclosed and gasketed vaportight fixture. This Energy-Saving High Performance LED Vaportight is ideal for both indoor and outdoor applications where dust and water resistance is required. Ideal for parking garages, cold storage, marinas, barns, canopies, car washes, poultry farms, agricultural applications and other areas susceptible to corrosive and wet conditions.

FEATURES & BENEFITS

- ◆ Designed for easy assembly
- ◆ Ease of Installation and Maintenance
- ◆ Visually familiar light sourcing
- ◆ Poured in place gasket seals the enclosures from most hostile environments
- ◆ Economical Mounting System can provide dramatic savings on installation labor, thus reducing costs
- ◆ Very tough diffusers resist breakage and reduce replacement and maintenance costs
- ◆ Available in 2', 4' & 8' lengths.
- ◆ Frosted lens for reducing direct glare and image of the LED
- ◆ Optional durable stainless steel mounting hardware
- ◆ No need to drill through the housing for installation
- ◆ Optional stainless steel bail for chain/cable hung installations
- ◆ ETL listed for wet location
- ◆ Consult for other options
- ◆ DLC Listed options below



SPECIFICATIONS

High quality enclosed fiberglass fixture features a unique continuous poured gasket which completely fills channel for maximum seal integrity. Diffuser is held in place with POM retaining latches. Stainless steel latches are recommended for the following applications: agriculture, car washes, food processing and swimming pools. Hole is 7/8" diameter and is provided with a plastic plug on one end for conduit attachment. Offset mounting pads which keeps luminaire level and slightly off of mounting surface are formed within the housing. Standard diffuser is high impact acrylic with textured pattern designed for high efficiency while providing reduced glare. Listed by and bears ETL label.

ORDERING DATA

EXAMPLE: VW4LBLED51UDMVSF40

VW4		LED		UD		MV		MV		Kelvin Temperature	
Series	Type*	Fixture	Wattage	Dimming	Voltage	Driver	Lens				
VW4 LED 4' Vaportight	LB Low Bay PG Parking Garage	LED	51 51 Watts 84 84 Watts	UD 0-10V Universal Step Dim	MV 120-277V	Blank 1 Driver 11 2 Driver	RF Ribbed Frosted RC Ribbed Clear SF Smooth Frosted SC Smooth Clear	30 3000K 35 3500K 40 4000K 50 5000K			

*PG Fixtures must use either SF or SC Lens

Accessories
See Accessories Page

DLC Listed Models

Models	Input Watts	Color Temp(K)	Initial Lumens (lm)	Efficacy (lm/W)	CRI
VW4PG-LED51UDMVSF40	51	4000	5014	98.31	>80
VW4PG-LED84UDM11VSF40	84	4000	7648	91.05	>80
VW4LB-LED84UDMV11RF40	84	4000	8083	96	>80
VW4LB-LED84UDMV11SF40	84	4000	8670	103	>80

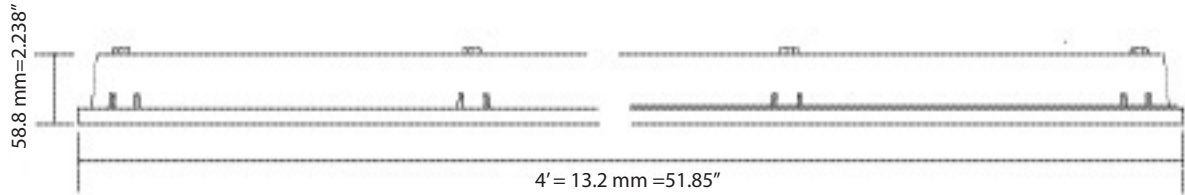
Dimensions and specifications subject to change without notice.



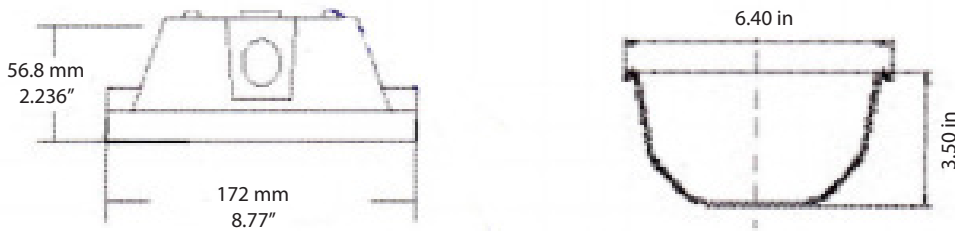
CAT#	
JOB NAME	
TYPE	

DIMENSIONS

Side View



End View



ACCESSORIES


Clips and Hangers Accessories



- ◆ Replacement white latch
- ◆ 2 Ft. & 4 Ft. - H123



- ◆ Stainless steel latch kit
- ◆ 2 Ft. & 4 Ft - H126



- ◆ Stainless steel mounting bracket
- ◆ VW-MB2L-2PK



- ◆ Stainless steel mounting bracket w/bail
- ◆ VW-MB2L-B-2PK
- ◆ (Recommended for cable hanging)

Occupancy Sensor and Photo Cell Accessories

- OS
- PC120
- PC277

- Occupancy Sensor
- Photo Cell, 120V
- Photo Cell, 277V

Dimensions and specifications subject to change without notice.

