


APPLICATIONS

Surface mounted deep cell parabolic fixture designed for maximum efficiency and visual comfort. Ideal for commercial and industrial buildings requiring general illumination with surface configurations and low glare.

FEATURES & BENEFITS

- ◆  Technology - Post Powder Paint
- ◆ >90% reflectivity
- ◆ Corrosion and scratch resistant
- ◆ Smooth edges for easy handling
- ◆ Clean appearance
- ◆ No exposed fasteners
- ◆ Low iridescent louver is maintenance free semi-specular anodized aluminum
- ◆ Louver hinges and latches from either side
- ◆ Black reveal provides gap free floating louver appearance
- ◆ Various cell configurations available
- ◆ Pre-lamp available
- ◆ Every fixture individually tested
- ◆ UL Listed for damp location



SPECIFICATIONS

Housing is die-formed and spot welded from cold rolled steel. Finish is high reflectance **P3 - Post Powder Paint**. Precision formed anodized semi-specular aluminum louver. Standard nominal 3" deep cell louvers are manufactured using interlocked construction and mitred corners. Louver hinges from either side. Latches use a positive locking cam action and come with matching finish. Ballast cover snaps into place eliminating the need for tools when accessing the ballast. A protective film is provided to protect the louver and fixture from construction dust. Listed by and bears **UL** label.

ORDERING DATA

EXAMPLE: SP 24 2 4 32 18 ELO DT B1 L1

Series		Size		# of Lamps		Louvers		Ballast Type		Options*		
SP	14	1 x 4	1	1 Lamp	8	8 cell (STD 1x4)	MV	Multivolt 120-277V	B1	Battery backup	1 lamp	
	22	2 x 2	2	2 Lamp	9	9 cell (STD 2x2)	DMV	Dimming 120-277V Syl dimming 0-10V or 2 wire phase control	B2	Battery backup	2 lamp	
	24	2 x 4	3	3 Lamp	16	16 cell (2x2)	MV	Multivolt 120-277V	11	Dual ballast	1 lamp + 1 lamp	
			4	4 Lamp	18	18 cell (STD 2x4)	LED**	Wired 1 end hot for T8 LED tubes	22	Dual ballast	2 lamp + 2 lamp	
		Lens Type										
		2 Deep cell louver										
				Lamp Size								
				17	T8	24"						
				32	T8	46"						
				54	T5HO	46"						
				U32X	6" U-bent T8 (2x2 only)							
				U32Y	1 5/8" U-bent T8 (2x2 only)							
								** Assembled with no ballast, made for UL Listed, self ballasted retrofit T8 LED lamps				
										G Gasketing		
										L41 Lamp included (T5/T8-4100K)		
										L35 Lamp included (T5/T8-3500K)		
										RF Radio interference filter		

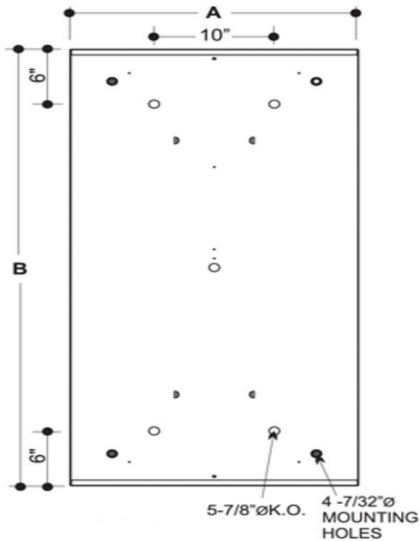
*Call for additional options

Dimensions and specifications subject to change without notice.

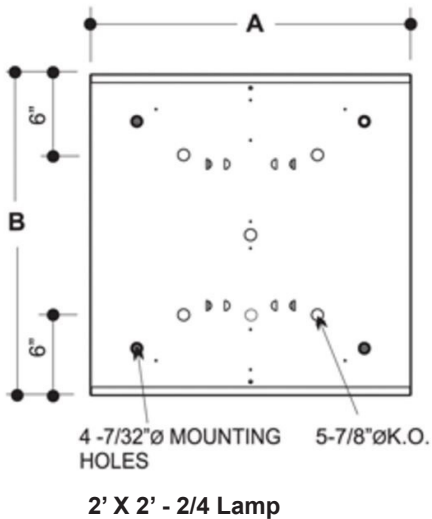


DIMENSIONS

TOP VIEWS



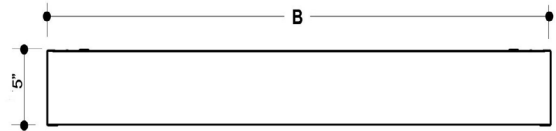
2' X 4' - 2/4 Lamp



2' X 2' - 2/4 Lamp

MODEL CONFIGURATION	A	B
1' x 4'	12"	48"
2' x 2'	24"	24"
2' x 4'	24"	48"

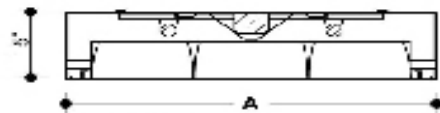
SIDE VIEW



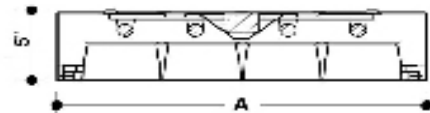
END VIEWS



1' X 4' - 2 Lamp



2' X 2' / 2' X 4' - 2 Lamp



2' X 2' / 2' X 4' - 4 Lamp

Dimensions and specifications subject to change without notice.

