

### APPLICATIONS

Premium quality low profile troffer with an almost limitless range of applications. Ideal for all commercial and industrial buildings requiring general illumination with recessed configurations.

### FEATURES & BENEFITS

- ◆ Min 80 CRI
- ◆ L70 life >60,000
- ◆ Corrosion and scratch resistant
- ◆ Smooth edges for easy handling
- ◆ Ends are secured by snap-in interlocking system
- ◆ .100 acrylic prismatic lens is standard
- ◆ Exclusive "Light Lock" frame reduces light leaks
- ◆ Flush steel door with rotary action cam latches and hinges from either side
- ◆ Easy access plate for quick wiring
- ◆ Equipped with Integral Earthquake Clips
- ◆ <sub>c</sub>ETL<sub>us</sub> listed for damp location
- ◆ L70 Life: reported- 54,000 hours, calculated- 117,000 hours
- ◆ BAA/ARRA Compliant



### SPECIFICATIONS

Housing is die-formed and embossed from cold rolled steel. Wiring access plate and knockouts are provided on back of housing allowing for flexible greenfield attachment. Driver cover snaps easily into place eliminating the need for tools when accessing the driver. Prismatic lens is held within a hinged steel frame door. The heavy gauge door frame hinges downward on either side and is held in the closed position by two positive cam latches. Knockouts are provided on ends for continuous wiring. Listed by and bears **ETL** label.

### ORDERING DATA

**EXAMPLE: RG22P-LED22DMV40**

RG		P		LED						
Series	Size	Suffix	Gear	Wattage / Lumens	Driver	Color Temp	Options			
RG	14 1x4	P	LED	<u>1x4</u>	DMV	30 3000K	EM	10W, 1300 lumen, battery backup		
LED Grid	22 2x2	(Professional)		37 37 Watts	Factory	35 3500K	EM5	5W, 650 lumen, battery backup		
	24 2x4			4380 Lumens,	Installed	40 4000K	EM7	7W, 900 lumen, battery backup		
				<u>2x2</u>	Dimmable	50 5000K	EM12K	1200 Board Lume LED Emergency Kit		
				22 22 Watts	120-277 VAC		Blank	A12 .100 thick lens		
				2575 Lumens	Multivolt		125	A12 .125 thick lens		
				<u>2x4</u>	0-10V		156	A19 .156 thick lens		
				37 37 Watts			CL	Clear .100 thick lens		
				4780 Lumens			CL125	Clear .125 thick lens		
							SW	Smooth White .100 thick lens		
							S5	Specular Parabolic Louver (1/2"x1/2"x3/8")		
							S75	Specular Parabolic Louver (3/4"x3/4"x3/8")		
							S15	Specular Parabolic Louver (1 1/2"x1 1/2"x1")		
							W5	White Parabolic Louver (1/2"x1/2"x3/8")		
							NL	No Lens		
							NFL	No Frame and Lens		
							FR	High Optic Frosted		
							G3	Triple Gasketing		
							FA	Flush Aluminum		
							WP	6FT 3 wire whip		

DLC Listed	
RG14P-LED37DMVxx	xx=30,35,40,50
RG22P-LED22DMVxx	xx=30,35,40,50
RG24P-LED37DMVxx	xx=30,35,40,50



Dimensions and specifications subject to change without notice.

◆ 800-444-WATT ◆ www.mobern.com ◆  
8200 Stayton Dr., Ste. 500, Jessup, MD 20794

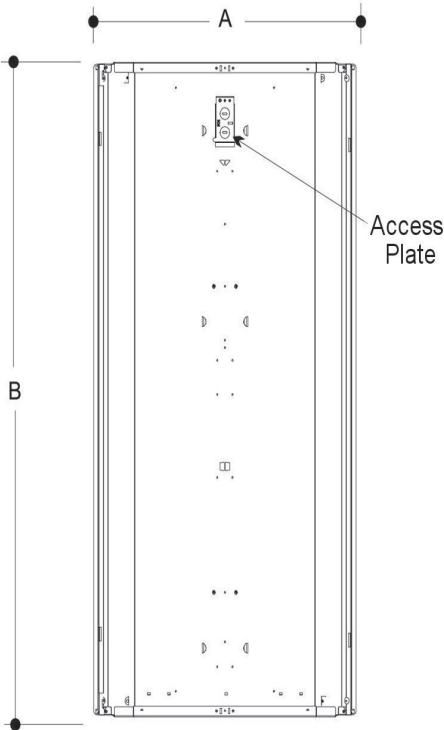
CAT#

JOB NAME

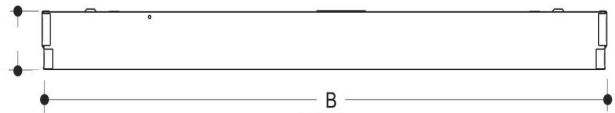
TYPE

### Dimensions

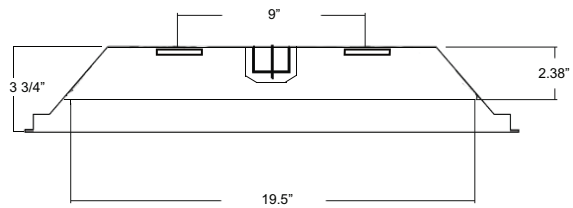
TOP VIEW



SIDE VIEW



END VIEW



Dimensions and specifications subject to change without notice.



◆ 800-444-WATT ◆ [www.mobern.com](http://www.mobern.com) ◆  
8200 Stayton Dr., Ste. 500, Jessup, MD 20794

CAT#

JOB NAME

TYPE