



L I G H T I N G

Professional Series

# RDISE PLED LED Center Basket Fixture

## APPLICATIONS

The RDISE LED is a specification grade, Volumetric Recessed LED Luminaire which provides smooth and uniform ambient lighting for all commercial and industrial buildings with recessed configurations. Reflected light from matte surfaces provide a softened appearance to the modern office environment.

## FEATURES & BENEFITS

- ◆ Volumetric recessed luminaire provides a low glare light source
- ◆ Matte white reflective surface for soft, uniform light distribution
- ◆ 0-10V dimming driver standard
- ◆ Easy access plate for quick wiring
- ◆ ETL Listed for damp locations
- ◆ L70 Life: reported- 54,000 hours, calculated- 117,000 hours
- ◆ BAA/ARRA Compliant

## SPECIFICATIONS

Housing is die-formed and embossed code 22 gauge steel. Luminaire body finish is high reflectance baked white enamel, with matte white reflectors. Wiring knockouts are provided on the back of housing. Center diffuser snaps into place; no tools are required for removal.



## ORDERING DATA

EXAMPLE: RDISE24P-LED37FRDMV40

Series	Size	Suffix	Gear	Wattage / Lumens	Lens	Driver	Color Temp
RDISE	14 1X4 22 2x2 24 2x4	P (Professional)	LED	<u>1X4</u> 37 37 Watts 4595 Lumens <u>2x2</u> 22 22 Watts 2585 Lumens <u>2x4</u> 37 37 Watts 4645 Lumens	FR Frosted Lens	DMV 0-10V Dimmable 120-277 VAC Multivolt 0-10V	30 3000K 35 3500K 40 4000K 50 5000K

### Options

- EM Emergency Battery Pack 10W ~1300 Lumens
- EM4F Emergency Battery Pack 4W ~450 Lumens
- EM5 Emergency Battery Pack 5W ~650 Lumens
- EM7 Emergency Battery Pack 7W ~900 Lumens
- SS Integral occ sensor
- SSD Integral occ sensor w daylight harvesting

\*Consult for other options

\* Emergency Drivers may be remote mounted on 2x2 fixtures

Values based on ambient temperature of 25 degrees celcius and 4000K  
Lumens are subject to a tolerance of ±10%  
Wattage is approximate and subject to a tolerance of ±5%  
Dimensions and specifications subject to change without notice



L I G H T I N G

◆ 800-444-WATT ◆ www.mobern.com ◆  
8200 Stayton Dr., Ste. 500, Jessup, MD 20794

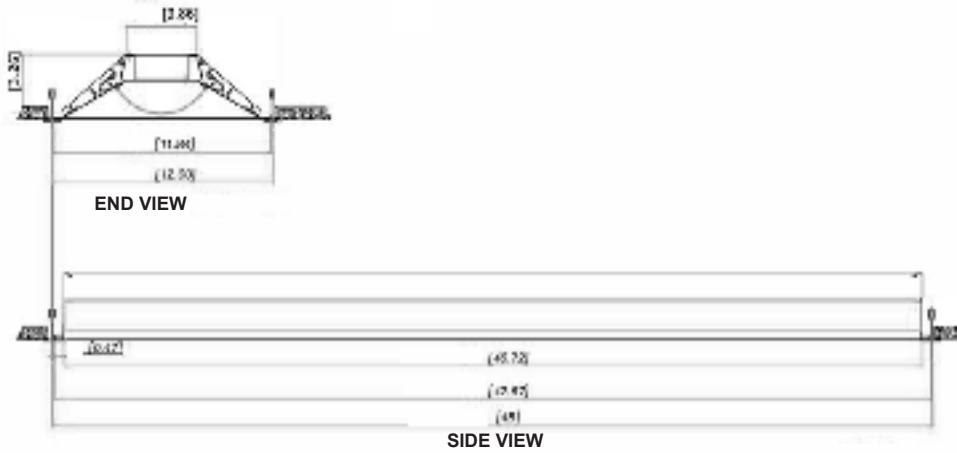
CAT#

JOB NAME

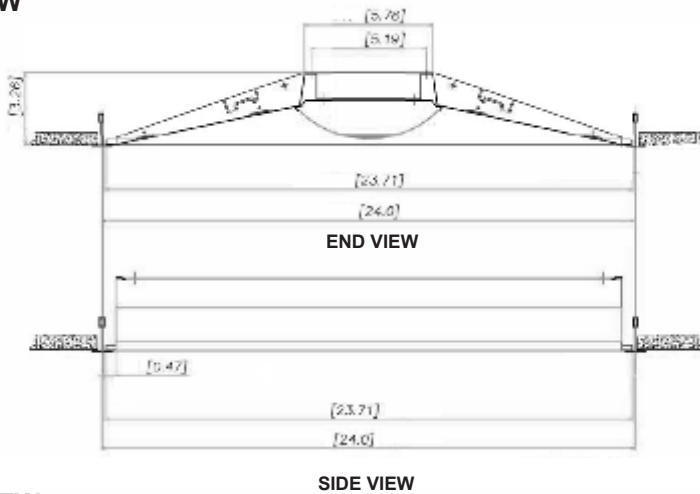
TYPE

### DIMENSIONS

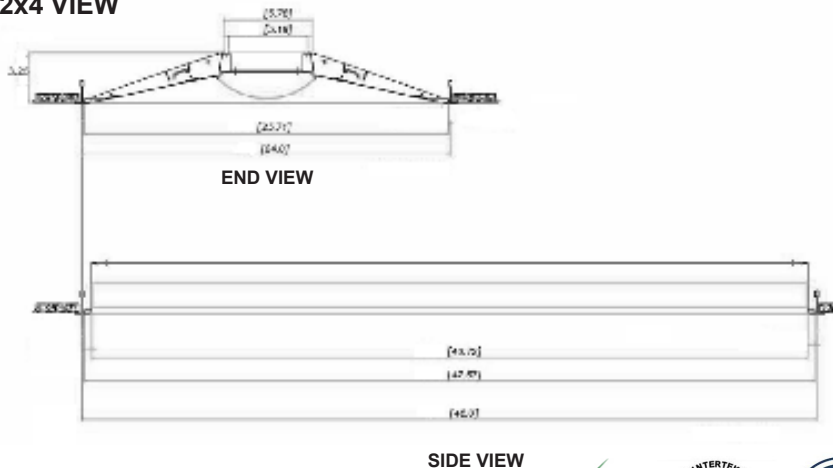
#### 1x4 VIEW



#### 2x2 VIEW



#### 2x4 VIEW



Dimensions and specifications subject to change without notice.



◆ 800-444-WATT ◆ www.mobern.com ◆  
8200 Stayton Dr., Ste. 500, Jessup, MD 20794

CAT#

JOB NAME

TYPE