

APPLICATIONS

The Vista LED series of over bed luminaires is ideal for hospitals, long term care and assisted living facilities. It is available in 3' and 4' lengths in several finish combinations. Multiple light outputs, configurations and 0-10 volt dimming make this a great choice not only now but for potential upgrades later.



FEATURES & BENEFITS


- ◆ Applique and end caps available in several colors and finishes
- ◆ White acrylic diffuser
- ◆ Up/Down lighting optional
- ◆ 4 ft. - 5.21"H x 51.69"L x 6.36"W
- ◆ 5 year warranty

ORDERING DATA

EXAMPLE: OBVBNNRW36LED24DMV30

OBV		LED								
Series	End Cap Color	Length	Gear	Light Distribution		Wattage		Driver		Color Temp
OBV Over Bed	BN Brushed Nickel	36 36" Nominal	LED	Blank	No Baffle	24 24 Watts	DMV	120-277V	30 3000K	
Vista Series	BZ Bronze	48" Nominal		1U/1D	Up/Down with Baffle	30 30 Watts		0-10V Dimmable	35 3500K	
	SW Solid White					48 48 Watts	FIDMV	120-277V	40 4000K	
	WM White Marble					60 60 Watts		0-10V Dimmable Factory Installed Dimming Leads	50 5000K	
							SDMV	120-277V Step Dimmable		
	Applique Color								Options	
	NRW Nickel Rear Wood Center								PS Pull Switch	
	BRW Bronze Rear Wood Center								PS3 Pull Switch-3 Way	
	SWO Solid White								EM 10 Watt Emergency	
	NRSW Nickel Rear Solid White Center								NL Night Light	

END CAP COLOR



Brushed Nickel



Bronze



Solid White



White Marble


APPLIQUE COLOR




NRW-Nickel Rear/Wood Center



BRW - Bronze Rear/Wood Center




NRSW - Nickel Rear/
Solid White Center



SWO - Solid White

Dimensions and specifications subject to change without notice.

DIMENSIONS



Dimensions and specifications subject to change without notice.

CAT#	
JOB NAME	TYPE