

APPLICATIONS

MDFH-HC6ICA is an IC type 6" aperture housing for (1) or (2) horizontal CFL lamps. This CFL downlight is designed for insulated ceilings and can be in direct contact with ceiling insulation. This AIR-TIGHT housing design prevents airflow through ceiling for saving heating and air conditioning costs. The MDFH-HC6ICA offers a wide choice of trim types including reflector, lensed and wall wash trims.

FEATURES & BENEFITS

Mounting Frame

- ◆ Galvanized steel construction.
- ◆ Housing adjusts for ceilings up to 1 - 1/4" thick.

Junction Box

- ◆ Listed for through branch circuit wiring. (Max. 8 No 12 AWG 90°C branch circuit conductors. (4 in, 4 out)
- ◆ (5) 1/2" knockouts with true pry-out slots and (4) knockouts with Romex cable clamp.
- ◆ Ground wire provided on J-box.

Reflector

- ◆ Anodized clear, gold, champagne, pewter color finished full reflectors. And anodized reflectors with black or white milled groove baffle collar.

Bar Hangers

- ◆ 24" Bar Hangers provide stability and support on joists and T-Bar Grid ceilings.
- ◆ Housing can be positioned at any point within 24" joist span.
- ◆ Score lines allow "toolless" shortening for 12" joists. Bar hangers may be repositioned 90 degrees.
- ◆ Integral T-bar clips snaps onto T-bars and no additional clips are required.

Trim Ring

- ◆ White plastic ring or plated chrome, stain nickel, natural steel color ring.

Socket

- ◆ G240Q/GX24Q socket for use 4 pin DTT, TTT lamps.

Socket Housing

- ◆ Installed (4 pin) plastic lampholders in stamped galvanized steel housing attached on the reflector top.

Listing

- ◆ UL, c-UL listed for damp location.
- ◆ UL, c-UL listed for feed through.



Lamps

- ◆ Compact Fluorescent lamps.
 - * DTT-Double twin tube (Quad/CFQ)
 - (1) or (2) 13W DTT (4 pin)
 - (1) or (2) 18W DTT (4 pin)
 - * TTT-Triple Twin Tube (CFTR)
 - (1) 32W TTT (4 pin)
 - (1) 42W TTT (4 pin)

Ballast

- ◆ Class P Thermally protected by internal fuse (3 amp fast blow), Multi-volt electronic ballast or thermal cut-out switch in magnetic ballast.
- ◆ High Power Factor Multi-volt Electronic ballasts for 4 pin type compact fluorescent lamps mounted on J-box door for easy access from inside of fixture.

ORDERING DATA

EXAMPLE: MDFH-HC6ICA126HEEM

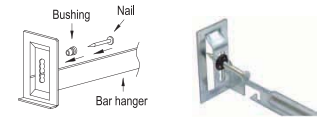
MDFH-HC6ICA

Series	Lamps	Ballast	Options
MDFH-HC6ICA	118 (1) 18W	NE NPF Electronic	EM Emergency w/Remote Test Switch
6" NON-IC Flat	126 (1) 26W	HE HPF Electronic (120/277)	JAN Just-A-Nail Hanger Bars
Frame in kit	132 (1) 32W	HEDM7 Mark 7 Dimming (120/277)	
	142 (1) 42W	HED1 Mark 10 Dimming (120V)	
	213 (2) 13W	HED2 Mark 10 Dimming (277V)	
	218 (2) 18W	HELD1 1% Lutron Compact SE (120V)	
		HELD2 1% Lutron Compact SE (277V)	

*Other Dimming Products Available. Consult With Factory.
 *1% Lutron Hi-Lume Limited Use For (1)26W & (1)32W TTT.

Just-A-Nail

Adjustable nail hanger bar for easy alignment.



JUST-A-NAIL

* Pre-installed nail bars with vertical slots are used to evenly align the bars horizontally after nailing halfway into wood joists.

Optional "Quick Connect" Push-in wire connectors.

- Three "Quick Connectors"
- Pre-installed push-in wire connectors for fast and easy wiring.

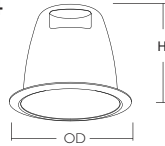
Dimensions and specifications subject to change without notice.

6" Horizontal Compact Fluorescent Trims

FH-HA6, FH-HAR6, FH-HC6, FH-HC6ICA

MDFT-H64/MDFT-HS64 MDFT-H64SF

Specular Open Reflector
2x26W DTT, 1x42W TTT
White Plastic Trim Ring
O.D : 7-7/8"
Height : 6-1/4"



MDFT-H614 MDFT-HS614

Baffle w/ Reflector
2x26W DTT, 1x42W TTT
White Plastic Trim Ring
O.D : 7-7/8"
Height : 6-1/4"




MDFT-H636 MDFT-HS636

Wall Wash w/ Kick-off Plate
2x26W DTT, 1x42W TTT
White Metal Trim Ring
O.D : 7-7/8"
Height : 6-1/4"



MDFT-H641 MDFT-HS641

Baffle w/ Fresnel Lens
2x26W DTT, 1x42W TTT
White Plastic Trim Ring
O.D : 7-7/8"
Height : 6-1/4"




MDFT-H622 MDFT-HS622

Reflector w/ Fresnel Lens
2x26W DTT, 1x42W TTT
White Plastic Trim Ring
O.D : 7-7/8"
Height : 6-1/4"



MDFT-H640 MDFT-HS640

Reflector w/ Frosted Drop Lens
2x26W DTT, 1x42W TTT
White Metal Trim Ring
O.D : 7-7/8"
Height : 6-1/4"




MDFT-H650 MDFT-HS650

Reflector w/ Frosted 3.5" Center Drop Lens
2x26W DTT, 1x42W TTT
White Metal Trim Ring
O.D : 7-7/8"
Height : 6-1/4"



MDFT-H629 MDFT-HS629

Reflector w/ Cross Louver Blade
2x26W DTT, 1x42W TTT
White Plastic Trim Ring
O.D : 7-7/8"
Height : 6-1/4"



MDFT-H646 MDFT-HS646

Reflector w/ Wall Wash
2x26W DTT, 1x42W TTT
White Plastic Trim Ring
O.D : 7-7/8"
Height : 6-1/4"



- ◆ White plastic ring standard. Also available with metal rings.
- ◆ All trims are damp location. Lens trims are wet location listed.
- ◆ Symbol "S" is for 5-3/16" Shallow reflectors.

ORDERING DATA

EXAMPLE: CLRFWHWH

Reflector		Lens		Baffle		Metal Ring	
CL	Clear	FR	Fresnel	WH	White	WH	White
WH	White	AS	All Sanded	BK	Black	BK	Black
GD	Gold	CL	Clear	SN	Satin Nickel	SN	Satin Nickel
MA	Matte Platinum	CV	Convex	AN	Antique Nickel	AN	Antique Nickel
CP	Champagne		Prismatic	AC	Antique Copper	AC	Antique Copper
PR	Pewter	AL	Albalite	MO	Mocha	MO	Mocha
SM	Semi-Matte			CA	Cappuccino	CA	Cappuccino
	Clear			CH	Chrome	CH	Chrome
				UN	Natural Steel	UN	Natural Steel
				PB	Polished Brass	PB	Polished Brass

Dimensions and specifications subject to change without notice.

◆ 800-444-WATT ◆ www.mobern.com ◆

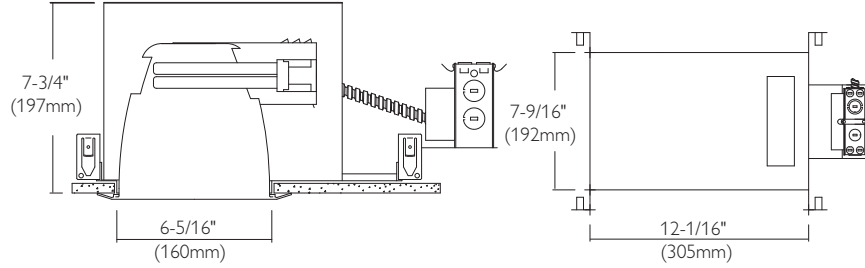
8200 Stayton Dr., Ste. 100, Laurel, MD 20723

CAT#

JOB NAME

TYPE

DIMENSIONS



Ceiling Cut-out : 6-1/2"
Lamp, Max, Watt. : (1)42W or (2)18W



Dimensions and specifications subject to change without notice.

CAT#			
JOB NAME		TYPE	