

### FEATURES & SPECIFICATIONS

Mobern introduces an eye catching selection of LED Linear Lighting channels that can be surface or pendant mounted individually or in a continuous run that provides a line of light where you want it with unmatched styling and energy efficiency. Utilizing the latest in LED High Powered 24 Volt tape lighting sized exactly to the specific channel provides micro illumination that will not only highlight the area around it beautifully, but say "look here". Ideal for general lighting applications in both commercial and residential applications for circulation spaces, high impact areas and residentially over tables, kitchen islands and home offices. The versatility and clean styling makes this an ideal choice in many applications.

Each linear channel is available in popular sizes, 4 or 8 feet, or can be custom sized for your specific application within some small parameters or can be joined together for longer runs. Each channel requires a remote 24 volt driver sized to the wattage of the channel to power the LED tape.

This square channel utilizes a snap in drop down lens to provide 375 lumens per foot at less than 6 watts.

#### MATERIALS:

Anodized aluminum channel is lightweight, small dimensions and dissipates heat well, designed especially for the LED tape. Highly tooled plastic end caps screw onto the aluminum channel and protect the channel the LED tape from dust and keep the LED tape clean and in optimum condition. A raceway in the back of the channel provides both a heat sink for the LED tape and a holder for screws to pendant mount the channels. The channels can be suspended or flush mounted. Flush mounting requires fastening the channel to the surface from inside the channel prior to adding the LED tape. For surface mounting, order channel and LED separately. The channels are factory or field cuttable to any length but exact length should be determined by the application and the exact length of LED tape that will provide smooth, consistent lighting throughout. Joiner splines are available to join channels together.

Snap in flush frosted lens is specially formulated for smooth illumination of the LED tape.

#### ELECTRICAL:

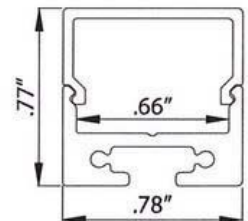
High powered and high quality LED tape is flexible and designed for high temperature resistant PCB. Tape provides 120° illumination in choice of two color temperatures, 3000k or 4000k. The LED tape has a 50,000 average life and is 24V. Tape comes in a 16 foot reel and is designed to be cut every 2 to 4 inches depending on the exact version. Clear 18 gauge electrical wire is soldered onto the LED tape and comes standard 10 feet. All LED tapes require a 24V remote driver, sold separately.

#### WARRANTY:


Five year limited warranty



#### DIMENSIONS



#### COMPONENTS Channel



#### LED Tape



Dimensions and specifications subject to change without notice.

◆ 800-444-WATT ◆ www.mobern.com ◆  
8200 Stayton Dr., Ste. 500, Jessup, MD 20794

CAT#

JOB NAME

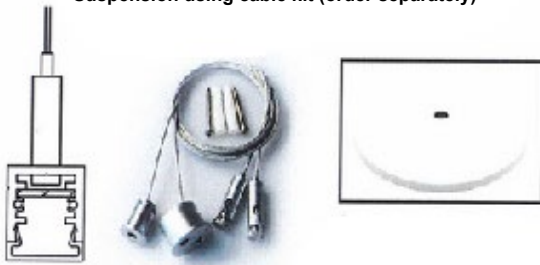
TYPE

### MOUNTING:

Channels can be pendant mounted with a choice of 2 lengths of cable kits. Each kit comes with 2 cable kits and a canopy. Both kits are fastened to the channel with a screw that floats anywhere along the small channel on the back side of the large channel. One kit has a small connector for just the cable to be screwed to the surface with screw and molly bolt. The second kit has a connector for both the cable and the electrical cord and is wired through the canopy. The connector can either be fastened directly to the surface without a junction box or a white canopy and junction box bracket are provided to fasten to a standard 4 inch junction box.

Each channel provides installation of a remote driver wired to the electrical wiring provided with each channel. Channels can be combined to a single remote driver if total load does not exceed driver wattage rating.

Suspension using cable kit (order separately)



### DRIVERS (order separately):

Choice of constant voltage drivers including: 24V magnetic drivers from Magnitude which is dimmable with any standard MLV Triac dimmer or electronic driver from AC Electronic which is dimmable with 0-10V dimming. See Driver Specification sheets for details. These Class 2 remote power supplies in 24V are required and need to be wired to the channel's power cord in a junction box. Care should be taken to make sure the driver is mounted within the distance recommended to the channel itself for best performance. Wire gauge and driver alter the recommended distance. See Driver Specifications for more detail.

### ORDERING GUIDE

The LLCSA Series can be ordered in multiple ways to provide the most flexibility to meet your exact applications and enable the best value. Order complete unit (Aluminum channel with LED tape installed) in standard sizes or custom sizes (Available in small increments) with choice of remote drivers (Electronic for 0-10V applications or Magnetic for low voltage 2 wire applications).

Order Aluminum channel and LED tape separately to length in standard sizes or custom sizes (Available in small increments) with choice of remote drivers (Electronic for 0-10V applications for Magnetic of low voltage for 2 wire applications) for field installation of tape to channel. This option is ideal for surface mount applications and when multiple run lengths are required that need to be field measured at time of installation.

### ORDERING DATA

**EXAMPLE: LLCSA48LED23SA30**

### ORDERING COMPLETE FIXTURE (Driver & Cable Kit sold separately)

LLCSA						
Series	Size		Gear	Wattage/Lumens	Finish	Color Temp
<b>LLCSA</b>	<b>48</b>	47.75"	<b>LED</b>	<b>23</b> 23 Watts 1500 Lumens -Designated for 48L	<b>SA</b> Satin Aluminum  *Consult for custom finish	<b>30</b> 3000K
0.87"	<b>96</b>	97"		<b>46</b> 46 Watts 3000 Lumens -Designated for 96L		<b>40</b> 4000K
Sq Body						

Specifying Custom Size	^Determine the Size	**Calculate Wattage
	Choose any size from 2" to 97" in 2" increments __L - custom length in inches in 2" multiples	Wattage: Multiply length (in inches) x .48 Lumens: Multiply length (in inches) x 31.25 __W = .48 x __Inches    __L = 31.25 x __Inches

Dimensions and specifications subject to change without notice.



◆ 800-444-WATT ◆ www.mobern.com ◆  
8200 Stayton Dr., Ste. 500, Jessup, MD 20794

CAT#	
JOB NAME	TYPE

ORDERING CHANNEL & TAPE COMPONENTS (individually)

### ORDERING DATA

EXAMPLE: LLCSAE48SA

EXTRUSION, LENS, END CAPS

LLCSAE		
Series	Size	Finish
LLCSAE .87" Dia. Sq Body	48 47.75" 96 97"	SA Satin Aluminum -Consult for custom finish
Specifying Custom Size	^Determine the Size	
	Choose any size from 2" to 98" in 2" increments __L - custom length in inches in 2" multiples	

### ORDERING DATA

EXAMPLE: LLCSAT4823W24V30

TAPE ONLY (Driver & Cable Kit sold separately)

LLCSAT				
Series	Size	Wattage**	Voltage	Color Temp
LLCSAT	48 47.75" 96 97"	23 23 Watts 46 46 Watts	24V	30 3000K 40 4000K

Specifying Custom Size	^Determine the Size		**Calculate Wattage	
	Choose any size from 2" to 97" in 2" increments __L - custom length in inches in 2" multiples		Wattage: Multiply length (in inches) x .48 Lumens: Multiply length (in inches) x 31.25 __W = .48 x __Inches    __L = 31.25 x __Inches	

#### Drivers (choice of magnetic or electric drivers)

Magnetic driver from Magnetude is dimmable with any standard MLV Triac Dimmer or Electronic driver from AC Electronic is dimmable with 0-10 Volt dimming. See driver specification sheets for details.

Magnetic Low Voltage Dimming	
LEDD-MDCV24V20-120VHW	DRIVER LED CV 20W MLV DIM 24V 120V HW
LEDD-MDCV24V40-120VHW	DRIVER LED CV 40W MLV DIM 24V 120V HW
LEDD-MDCV24V50-120VHW	DRIVER LED CV 50W MLV DIM 24V 120V HW
LEDD-MDCV24V60-120VHW	DRIVER LED CV 60W MLV DIM 24V 120V HW
LEDD-MDCV24V96-120VHW	DRIVER LED CV 96W MLV DIM 24V 120V HW
LEDD-MDCV24V2X96-120VHW	DRIVER LED CV 2x96W MLV DIM 24V 120V HW
LEDD-MDCV24V3X96-120VHW	DRIVER LED CV 3x96W MLV DIM 24V 120V HW
LEDD-DCV24V96-MVHW	DRIVER LED CV 96W 0-10V DIM 24V 120-277V HW
LEDD-CV24V96-MVHW	DRIVER LED CV 96W NON-DIM 24V 120-277 HW

#### MOUNTING KITS (order separately)

Part Number	Description
HC601WH*	Cable kit with 6' cable and power feed/ Cable included & White canopy
HC602WH*	Cable kit with 12' cable and power feed/ Cable included & White canopy

#### ACCESSORIES (order separately)

Part Number	Description
LLCSACAPSA	Extra end caps, satin aluminum
LLCSAJOIN	Joiner to join two channels

Dimensions and specifications subject to change without notice.



800-444-WATT ♦ www.mobern.com ♦

8200 Stayton Dr., Ste. 500, Jessup, MD 20794


CAT#

JOB NAME


TYPE

### INSTALLATION INSTRUCTIONS


#### PENDANT




Drill hole for power cord.




Mounting for cable kit can slide anywhere along channel.




Mount LED tape to channel with double sided tape. (LED Tape sold separately)



Screw end caps to channel



Snap in lens



Turn on and ENJOY!

#### SURFACE MOUNT




Drill holes for power cord and to mount to surface.




Wire the channel and attach to the surface with screws.




Mount LED tape to channel with double sided tape (LED Tape sold separately)



Snap in lens.



Screw end caps to channel.



Turn on and ENJOY!

Dimensions and specifications subject to change without notice.



◆ 800-444-WATT ◆ [www.mobern.com](http://www.mobern.com) ◆

8200 Stayton Dr., Ste. 500, Jessup, MD 20794

CAT#

JOB NAME

TYPE