

### APPLICATIONS

Modern technology and design produced the T5 highbay which is excellent for areas requiring high levels of illumination. This energy efficient substitute for HID is ideal for retail, warehouse, commercial and manufacturing areas.

### FEATURES & BENEFITS

- ◆ Up to 50% energy savings compared to equivalent metal halide luminaire
- ◆ Improved light output and greater color rendition than HID
- ◆ Shallow dimensions allow for fixture mounting close to the ceiling minimizing damage and offering the best space utilization
- ◆ With optional clear acrylic lens, wireguard and doorframe, this fixture can be used in high abuse applications such as gymnasiums
- ◆ Available in 48 inches - (4' length)
- ◆ Can be stem or chain mounted
- ◆ Standard MIRO 4 reflector provides 94% reflectivity
- ◆ Optional contour wire guard
- ◆ T5 or T8 ballast
- ◆ T5 HO ballast rated for -29°C to 90°C operation
- ◆ Available with frame options
- ◆ Optional white reflector
- ◆ Instant re-strike capability
- ◆ Greater than 80% efficient
- ◆ Every fixture individually tested
- ◆ **UL** listed for damp location



### SPECIFICATIONS

Housing is standard 22 gauge die-formed cold rolled steel with baked white enamel finish. Ends are die-formed steel. Reflector is specular anodized MIRO 4 aluminum. Fixtures can be stem or chain mounted. This fixture is not designed to be surface mounted to the ceiling or wall. Listed by and bears **UL** label.



### ORDERING DATA

### EXAMPLE: FHB 4 654 MV

FHB		# of Lamps	Lamp Type	Ballast Type	Options
<b>Series</b>	<b>FHB</b>	<b>2</b> 2 Lamp	<b>32</b> 48" T8	<b>MV</b> Multivolt	<b>B1</b> T8/T5 1L 500 Lumens Battery Backup (B11)
<b>Frame Options</b>		<b>4</b> 4 Lamp	<b>54</b> 46" T5HO	<b>120</b> 120 Volt	<b>B2</b> T8/T5 1L/2L 700 Lumens Battery Backup (B48)
<b>Blank</b> No Frame		<b>6</b> 6 Lamp		<b>277</b> 277 Volt	<b>B3</b> T8/T5 1L/2L 1400 Lumens Battery Backup (B223)
<b>1</b> Frame and lens		<b>8</b> 8 Lamp		<b>R120</b> Residential 120V	<b>B51</b> T5HO 1L 500 Lumens Battery Backup (B625)
<b>3</b> Frame and flat wire guard				<b>PMV</b> Program Multivolt	<b>B52</b> T5HO 1L 800 Lumens Battery Backup (B585)
<b>4</b> Frame, len and flat wire guard					<b>B53</b> T5HO 1L 1300 Lumens Battery Backup (B626)
			<b>Reflector Type</b>		<b>OS</b> Occupancy Sensor
			<b>Blank</b> Silver	<b>Lens Options</b>	<b>11</b> Dual Ballasts 1 Lamp + 1 Lamp
			<b>W</b> White (4L, 6L & 8L only)	<b>CL100</b> Clear .100 (4L 32W)	<b>21</b> Dual Ballasts 2 Lamp + 1 Lamp
				<b>CL125</b> Clear .100 (4L 54W)	<b>22</b> Dual Ballasts 2 Lamp + 2 Lamp
					<b>31</b> Dual Ballasts 3 Lamp + 1 Lamp
					<b>L35</b> Lamps Installed 735K
					<b>L41</b> Lamps Installed 741K
					<b>L50</b> Lamps Installed 750K
					<b>L835</b> Lamps Installed 835K
					<b>L841</b> Lamps Installed 841K
					<b>L850</b> Lamps Installed 850K
					<b>RIF</b> Radio Interference Filter
					<b>WP</b> Whip 6 Ft. 3 wire
					<b>WP4</b> Whip 6 Ft. 4 wire

Brands	
Code No.	Description
A	Advance
G	GE Ballast
L	Lutron
S	Sylvania Ballast
U	Universal

Performance Levels			
Ballast			
Manufacturer	Standard - Leave blank if no preference	High Efficiency Instant Start	High Efficiency Program Start
Advance (A)	Centium ICN (A)	Optanium (AL, AN, AH)	Optanium PS (APL, APN ???)
GE (G)	Proline GE (G)	UltraMax (GL, GN, GH)	UltraStart (GPL, GPH, GPH)
Osram/Sylvania (S)	Quicktronic Pro (S)	Quicktronic QHE (SL, SN, SH)	ProStart (SPL, SPN, SPH)
Universal (U)	ULT STD Electronic (U)	HP Electronic (UL, UN, UH)	AccuStart (UPI, UPN, UPH)

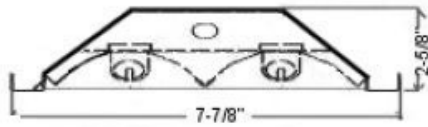
\*Please use part# ( ) to order battery separately  
\*Consult factory for Tandem 8 ft. option.

Dimensions and specifications subject to change without notice.

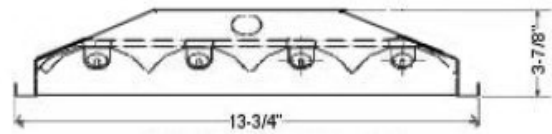
**DIMENSIONS**

**END VIEWS**

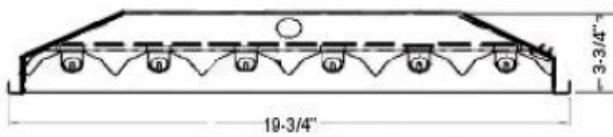
2 LIGHT



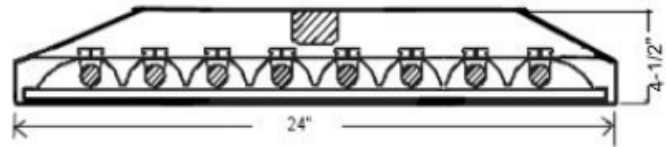
3 & 4 LIGHT



6 LIGHT



8 LIGHT



Nominal Weight for FHB4 4L T8 - 22.2 lbs.  
FHB4 6L T8 - 23.4 lbs

Dimensions and specifications subject to change without notice.



◆ 800-444-WATT ◆ www.mobern.com ◆  
8200 Stayton Dr., Ste. 500, Jessup, MD 20794

CAT#

JOB NAME

TYPE