

### APPLICATIONS

Slim low profile contemporary undercabinet task luminaire. Ideal for offices, furniture makers, bathrooms, hospitals, laboratories, utility areas, kitchen and display applications.

### FEATURES & BENEFITS

- ◆ Designed with a solid front to eliminate direct glare
- ◆ Aesthetically appealing low profile design
- ◆ Conveniently located on-off rocker switch and a convenience outlet available (120v only)
- ◆ Snap-in clear linear ribbed acrylic lens
- ◆ Available in lengths from 18 to 48 inches - (1.5', 2', 3' 4' lengths)
- ◆ Every fixture individually tested
- ◆ UL Listed for damp location



### SPECIFICATIONS

Housing is die-formed and spot welded 21 gauge cold rolled steel. Finish is high reflectance baked white enamel. Extruded white acrylic diffuser provides soft illumination. Diffuser snaps into housing for easy installation and re-lamping. Flattened knockouts are provided on ends for flexible conduit attachment. Key holes provided for easy mounting. Flush mount surface contains no offsets or exposed fasteners. Listed by and bears **UL** label.

### ORDERING DATA

**EXAMPLE: 78 1 17 ELO DT CP3**

78											
Series	# of Lamps		Lamp Size			Ballast Type		Voltage		Options*	
78	1	1 Lamp	15	T8	18"	<b>ELO</b>	Electronic T8	<b>Blank</b>	120 Volt	<b>RS</b>	Rocker switch (120v only)
			17	T8	24"	<b>ELOR4</b>	Electronic T8	<b>DT</b>	Multivolt (17w-32w)	<b>CP3</b>	8 ft. white 3 prong cord
			25	T8	36"		Residential (120v)				
			32	T8	48"						

\*Call for additional options

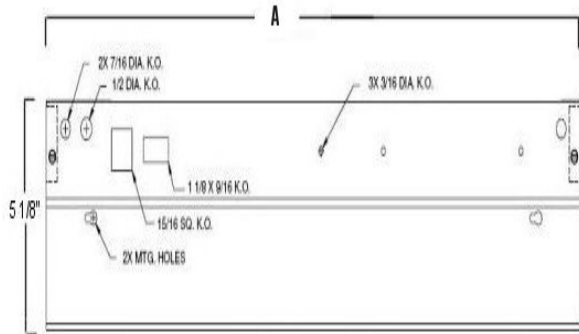
Dimensions and specifications subject to change without notice.




CAT#			
JOB NAME		TYPE	

**DIMENSIONS**

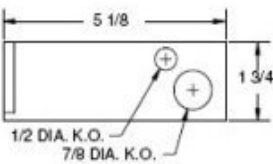
**TOP VIEW W/OUT LENS**




**FRONT VIEW**



**RIGHT & LEFT END VIEWS IDENTICAL**



**LENS**



SNAP-IN CLEAR LINEAR  
RIBBED ACRYLIC

MODEL CONFIGURATION	A (in.)
15	15 1/16"
17	24 1/16"
25	36 1/16"
32	48 1/16"

Dimensions and specifications subject to change without notice.

